

# INTERIOR DECORATING & DESIGN COURSE

By Judith Molyneux –

Accredited Design Practice Member of the Design Institute of Australia  
Certificate IV in Assessment and Workplace Training BSZ40198

## ABOUT THE COURSE

The Home Interior Decorating and Design Course is a privately run course and has been developed as a training and assessing package for candidates wishing to pursue a career in home interior decorating and design and home start consulting. The course is suitable for school leavers, country residents, mature age students and currently employed persons.

The Interior Decorating and Design Course is an intensive course designed to get you into the workforce or become a private practitioner in your own right. Following graduation, mentoring will be available to graduates wishing to start their own business.

## COURSE ADMINISTRATOR

Judith Molyneux the course administrator is an Accredited Design Practice Member of the Design Institute of Australia and has a Certificate IV in Assessment and Workplace Training BSZ40198. Judith has a successful interior design practice in Perth having 28 years experience in corporate, medical, retail commissions locally and overseas. Judith whilst continuing her private practice also conducts home decorating and design day seminars for home purchasers, renovators and developers.

## COURSE CURRICULUM

Course curriculum comprises delivery, training and assessing of nine units as set out next page.

Three course options are available as follows: -

- |  |   |
|--|---|
| <b>1. Fortnightly (day course)</b> x six months.   | Every second Wednesday 9.30 am – 4.30 pm at the Home Ideas Centre corner Railway and Sutherland Street, West Perth (opp. City West railway station).<br><b>Commences Feb or July 2009</b> |
| <b>2. Fortnightly (night course)</b> x six months. | Every second Tuesday & Wednesday night at 6.30 pm – 9.30 pm.<br><b>Commences March or July 2009</b>   |
| <b>3. Monthly (day or evening)</b> x 10 months.    | Every fourth Wednesday at the Home Ideas Centre or evening class at Harris Road, Bicton.<br><b>Commences March 2009.</b>  |

## FINAL ASSESSMENT










Course attendees shall be assessed on each Unit Assessment Task completion fortnightly and re-assessed at course practical completion on all nine units.

Following successful completion of all nine units candidates are assessed as competent to perform tasks necessary for carrying out home interior decorating and design or home start consulting services competently and professionally either independently as a sole practitioner or as an employed representative of a retail, wholesale, interior design, interior decorating, building company. At completion of the course each successful candidate shall be presented with an "Interior Decorating and Design Practical Completion Certificate" and a professional portfolio for presentation at future employment interviews. Mentoring shall be available for graduates wishing to become self-employed.

## VENUE

The course shall be held at the Home Ideas Centre, City West Complex, corner Railway Road and Sutherland Street, West Perth. There are undercover parking and café facilities available and the Home Ideas Centre is directly opposite the City West railway station.

For additional information regarding the course please email [Judith@molyneuxdesigns.com.au](mailto:Judith@molyneuxdesigns.com.au)

<p><b>Unit One</b></p> 	<p><b>Home Design</b></p> <ul style="list-style-type: none"> <li>• Home design elements</li> <li>• Interior design elements</li> <li>• Essential home building &amp; interior design criteria</li> </ul> <p><i>This unit is essential in understanding the aesthetics of building and interior design creating a more visually and physically appealing home.</i></p>
<p><b>Unit Two</b></p> 	<p><b>Measuring and calculating</b></p> <ul style="list-style-type: none"> <li>• Measure a site</li> <li>• Perform calculations</li> <li>• Estimate quantities</li> </ul> <p><i>Accurate measuring, recording essential information and calculating quantities for interior design development and documentation is an essential skill for the home decor and design consultant.</i></p>
<p><b>Unit Three</b></p> 	<p><b>Home Building Styles</b></p> <ul style="list-style-type: none"> <li>• Major styles</li> <li>• Structural elements</li> <li>• Decorative features</li> </ul> <p><i>Building styles can have a major influence on client home design preferences. This unit addresses major building styles, their origin, influences and impact on current style preferences used extensively in housing today.</i></p>
<p><b>Unit Four</b></p> 	<p><b>Colour Application</b></p> <ul style="list-style-type: none"> <li>• Understanding colour</li> <li>• Preparing colour options</li> <li>• Colour schemes</li> </ul> <p><i>Understanding colour and colour application is a major component of home design. This unit covers colour properties, colour scheme principles, environmental and design issues influencing colour selections and presentation of colour recommendations.</i></p>
<p><b>Unit Five</b></p> 	<p><b>Space Utilisation</b></p> <ul style="list-style-type: none"> <li>• Establishing fittings, finishing and furnishing requirements</li> <li>• Developing design concepts</li> <li>• Prepare design plans</li> </ul> <p><i>Candidate skills are developed for identifying client needs with respect to building fittings, finishing and furnishing requirements providing the builder with essential client information for inclusion in the building contract.</i></p>
<p><b>Unit Six</b></p> 	<p><b>Soft Furnishings 1</b></p> <ul style="list-style-type: none"> <li>• Window types and their function</li> <li>• Window treatments and their function</li> <li>• Essential criteria and costing</li> </ul> <p><i>This unit identifies appropriate window selection for the function of the room, their importance to home design aesthetics, budgeting, costing, specifications and selections.</i></p>
<p><b>Unit Seven</b></p> 	<p><b>Soft Furnishings 2</b></p> <ul style="list-style-type: none"> <li>• Types available</li> <li>• Essential selection criteria</li> <li>• Costing</li> </ul> <p><i>This unit identifies flooring types and appropriate floor covering selections for the function of the room, to include budgeting, costing, specifications and selections</i></p>
<p><b>Unit Eight</b></p> 	<p><b>Lighting and design</b></p> <ul style="list-style-type: none"> <li>• Types of lighting and their function</li> <li>• Design criteria</li> <li>• Essential specifications and costing</li> </ul> <p><i>Candidates learn to evaluate the environmental light quality of residential design and develop suitable criteria for the completion of the lighting design.</i></p>
<p><b>Unit Nine</b></p> 	<p><b>Décor and accessories</b></p> <ul style="list-style-type: none"> <li>• Identify requirements</li> <li>• Composition</li> </ul> <p><i>In this unit learn how to accessorise a home with style.</i></p>

